

# NSAT Exam Guidelines

(Carefully Read all points before NSAT to avoid any disqualifications)



## Exam Protocol

- Arrive at least 15 minutes early (by 2:45 PM) for exam setup and proctoring checks.
- The Advanced Mathematics section is mandatory and includes a sectional cutoff that determines passing eligibility.
- The exam will be proctored. Unfair means will lead to permanent disqualification.
- Negative marking (-1) is applicable for incorrect answers.

## Joining Details & Device Restrictions

- Use a laptop/PC with webcam, screen-sharing, and microphone access.
- Mobile phones and tablets are not allowed.
- Calculators are prohibited; use pen and paper for rough work.
- Access the exam portal at

 <https://nsat.newtonschool.co>


- Accept the calendar invite sent to you on exam day as a reminder.
- Maintain a stable internet connection to prevent interruptions during NSAT.
- If using an external webcam, place it above the screen, not beside you.

## Pre-Exam Setup


- Test the proctoring setup to confirm smooth functionality. Watch a short tutorial for guidance [here].

 <https://youtu.be/KOJzph7Tcn4>

- Disable all plug-ins and browser extensions. If not done, will be considered as Cheating.
- Turn off all notifications to avoid distractions.
- Ensure your system allows webcam and microphone access. Check this in advance.



## Preparation

- Visit <https://nsat.newtonschool.co> to check compatibility before the exam.
- Use Google Chrome  for optimal performance.
- Bring a pen and paper for rough work during the exam.
- Attempt a mock test to understand the exam pattern, for practice, and to confirm your PC compatibility.

## Exam Rules

- Stay in full-screen mode throughout the test.
- Avoid switching tabs, opening new ones, leaving your seat or changing camera angle during the NSAT.
- Ensure your face is clearly visible within the camera frame at all times. Avoid having other people in the background.
- Speaking or having multiple voices detected may lead to disqualification.
- Do not block the camera or blur your face or wear face masks, caps, or hooded attire.
- Avoid using earphones, headphones, AirPods, or any audio devices.
- Refrain from using an extended screen or screen-recording the test.
- Do not select text in your questions or answers. As it may give an impression that you are cheating.

## Environment Considerations

Sit in a quiet environment with no background noise to minimize distractions and avoid disqualification. Ensure the lighting in the room is appropriate for clear visibility and comfortable reading and writing.

## Technical Issues

In case of power outages or system issues, resume the test from where you left off within the remaining time. For any concerns, use the chat option on the screen or WhatsApp us by clicking here

 <https://wa.me/+918147146756>

Cheating has serious consequences. Ensure honest participation to maintain the integrity of the evaluation process. If you witness any malpractice, report it to

 [proctor@newtonschool.co](mailto:proctor@newtonschool.co)

## Prohibited Activities

- Using unauthorized devices (calculators, phones, tablets, etc.) is strictly prohibited.
- Cheating will result in disqualification.



Guidance on what  
students should  
**avoid** doing during  
the **NSAT exam**, ideal  
image given below:



Ideal position to sit  
for the test



1. Positioning the external  
camera incorrectly or  
sideways



2. Leaning out of the  
camera's view



3. Walking out of the  
camera's frame




4. Obstructing the camera  
with any object



5. Using a mobile device  
during the exam



6. Another person sitting in  
the same room is strictly  
prohibited



7. Setting the camera at an  
incorrect angle



8. Using earphones,  
which may result in  
disqualification